



Students

New York Times

**New Account Registration
and Renewal**

Faculty

Staff

To register or renew a
NYTimes account,
You'll need three things...

1

The page with our list of
e-Resources (databases),
including Newspapers

<https://uslib.tas.edu.tw/databases>

2



Any
browser
except
~~Chrome!~~

3


Your Microsoft Email
(someone@tas.edu.tw)

~~(someone@tas.tw)~~

~~(someone@students.tas.tw)~~

To Begin...

Open the browser
of your choice



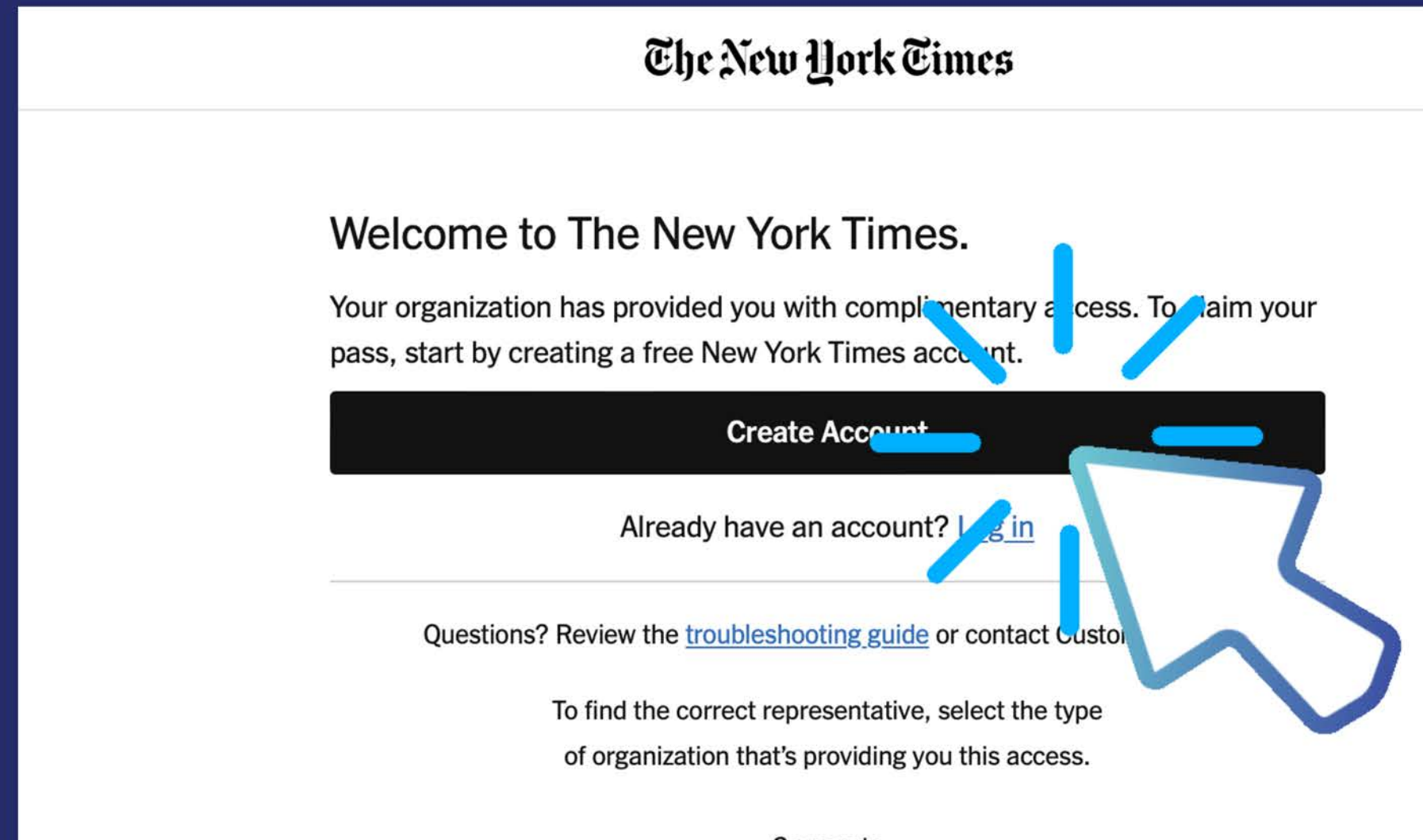
On your browser, type the below URL
into the address field and hit enter

<https://uslib.tas.edu.tw/databases>

The screenshot shows the website for the Upper School Library, Joanna Nichols Memorial Libraries. The page features a search bar at the top with the text "Find books, articles, videos, and more..." and a "Library Catalog" link. Below the search bar is a navigation menu with options: Guides, e-Resources, Collections, Services, and TAS Libraries. The main content area is titled "Expand All" and "Collapse All". It lists various eResources categories: Academic Journal Articles, Arts & Music Databases, E-Book Resources, Education Databases, Encyclopedias & Reference, Greek and Latin, History, Media and Video, and Newspapers & Current Events. Under the "Newspapers & Current Events" category, there are links for "Financial Times sign up", "Foreign Affairs", "Newsbank's Access Global Newsbank", and "New York Times (TAS students & faculty)". A blue mouse cursor icon is pointing at the "New York Times (TAS students & faculty)" link. On the left side, there is a search box with a "Search" button, a filter section with "Category" and "Sort Order" dropdowns, and "Apply" and "Reset" buttons. Below the filter section is a "Featured Databases" section listing "Novelist (Ebsco)" and "Opposing Viewpoints In Context (Gale)".

- You should now see the page to left, which contains a list of eResources (databases).
- Scroll down to “Newspapers and Current Events”
- Expand the tab
- Click on **New York Times (TAS Students & Faculty)**

When the New York Times dialogue box opens,



- Click on “Create Account” to**
- **register for a new account,**
 - **renew your account,**
 - **or if unsure you have an account.**

When prompted,

1. enter your full @tas.edu.tw email address,
2. be careful not to enter the wrong (default/saved) login,
3. hit the Continue Button.

4. On the next screen, choose your own password,
5. hit the Log In Button.

Note:

The option to “Login without a password” should not be used for a first-time login or to renew your account.

The New York Times

Log in or create an account

Email Address

 ✓
 ✗

Other Passwords...
Continue

By continuing, you agree to the [Terms of Sale](#), [Terms of Service](#), and [Privacy Policy](#).

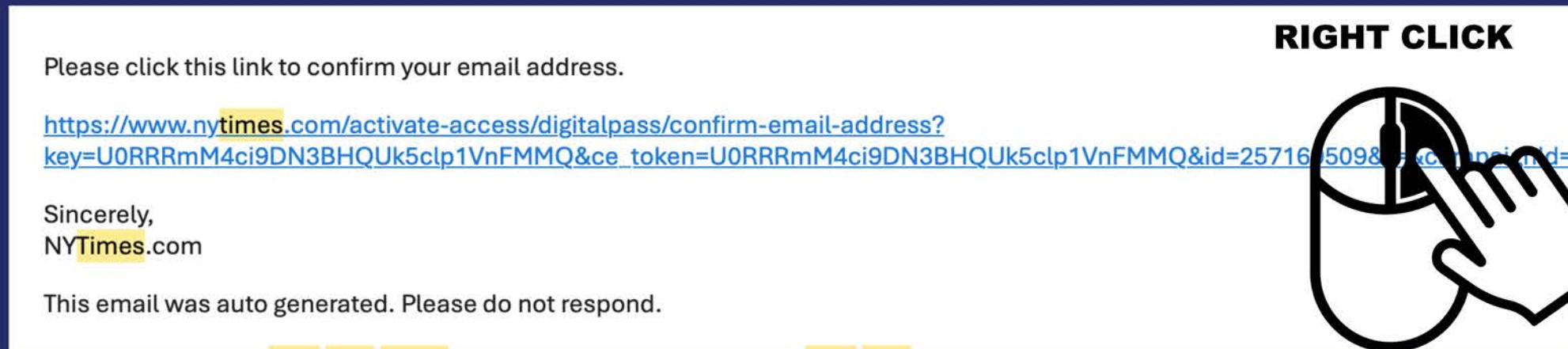
The New York Times

Log in to your account

Email Address

 Edit
Password
 Show
[Forgot your password?](#)
Log In
Log in without password


When Prompted to verify your email,



RIGHT CLICK



1. open your email and find the confirmation link then,
either
 - right-click and copy the link
 - or
 - select and copy the link,



2. open any browser,
(not Chrome)



3. paste the link onto your browser's address (URL) field and click enter.

Voila!
A message pops up
confirming that
your NYTimes
digital pass is now
active!

The New York Times

Your pass is active and will expire on **August 17th, 2025 at 8:00 PM**

Set a Calendar Reminder to Renew

After expiration, activate a new pass by visiting [NYTimes.com/DigitalPass](https://nytimes.com/digitalpass).

Go to NYTimes.com

Questions? Review the [troubleshooting guide](#) or contact Customer Care.

To find the correct representative, select the type
of organization that's providing you this access.

Notice the
1 year
expiry date

**YOU MAY NOW READ ON YOUR
MOBILE APP OR THE BROWSER OF
YOUR CHOICE, INCLUDING CHROME**



Your Subscription includes

**NYTIMES GAMES
NYTIMES PUZZLES**

Questions?

Email the e-Librarian

WARRICKL@TAS.EDU.TW

*Wishing you joyful
engagement*